

POWER OVER ETHERNET TRANSFORMERS 以太网电源变压器 POE 系列

FEATURES

- Developed for Powered Devices (PD) in IEEE 802.3bt compliant PoE applications.
- Perfect solution for high power PoE applications including Smart Building and IoT.
- 36–57 V input with versions for 62 Watt and 71 Watt output.
- Aux winding output: 12 V,30mA.
- 250 kHz switching frequency.

APPLICATIONS

- POE71F Flyback Transformers for Power over Ethernet.

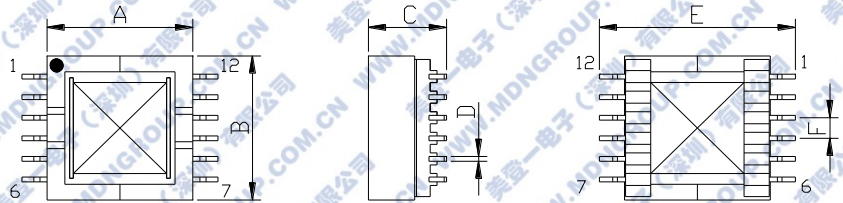
特 征

- 专为符合 IEEE 802.3bt 的 PoE 应用中的受电设备 (PD) 开发；
- 高功率 PoE 应用的完美解决方案，包括智能建筑和物联网。；
- 36 – 72 V 输入，有 62 瓦和 71 瓦两个输出版本；
- 辅助绕组输出：12 V，30mA；
- 250 kHz 开关频率。

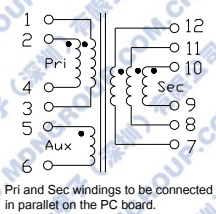
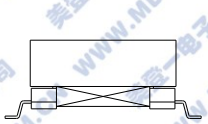
用 途

- 适用于以太网供电。

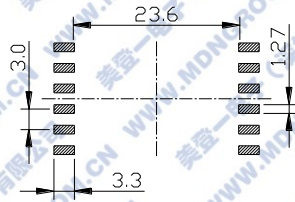
DIMENSIONS AND LAND PATTERNS(mm)



SCHEMATICS



LAND PATTERN



A ±0.8	B max	C max
21.0	21.5	11.5
D ±0.2	E max	F ±0.2
0.7	30.0	3.0

SPECIFICATION

P/N	L (uH) ±10%	Lk (uH) Max	DCR(mΩ)Max			Turns ratio		Ipk (A)	Output
			Pri	Sec	Aux	Pri:Sec	Pri:Bias		
POE71F-33ED	18.9	0.50	34.9	2	130	1:0.143	1:0.50	6.3	3.3V,19.7A
POE71F-50ED	18.9	0.38	34.9	2.8	130	1:0.214	1:0.50	6.3	5V,13A
POE71F-12ED	15.5	0.17	18.9	9.2	108	1:0.50	1:0.50	6.6	12V,5.4A
POE71F-24ED	15.5	0.12	18.9	36.3	108	1:1	1:0.50	6.6	24V,2.7A
POE71F-47ED	15.5	0.11	18.9	140	108	1:2	1:0.50	6.6	48V,1.35A

Remark:1. Inductance is for the primary ,measured at 250KHz,0.5V,0 Adc.

2. Isat is DC current that causes an inductance drop of <10% from its value without current.

3. DCR for the secondary is measured with the windings connected in parallel.